



Dear international students and employees,



.....

.....

.....

.....

.....

.....

.....

.....

.....





Pardubice is close to Prague, the capital of the Czech Republic. It takes only 55 minutes by train to travel to and from Prague!

The city has good and frequent transport connections to all the surrounding areas and major cities; therefore, Pardubice is a relatively easy city to reach.

**Pro Tip:** To find your way in each Czech city (on foot, by bus, by car... etc.), we recommend the websites „Mapy.cz“ and „idos.idnes.cz/en/“

## HOW TO GET FROM THE PRAGUE AIRPORT TO THE UNIVERSITY OF PARDUBICE (UPCE)

The cheapest option from the Prague Airport to the centre is to go **by bus**.


### : 1st OPTION

1. **Take bus no. 119** (in front of the terminal) to the „Nádraží Veleslavín“ metro station (Green Line A).
2. **Take the subway from the „Nádraží Veleslavín“** metro station (Green Line A) **in the direction of Depo Hostiva** to the „**Muzeum**“ metro station.
3. At the „**Muzeum**“ metro station, change to the Red Line C (follow the signs) and take the subway **in the direction of Let** any to the „**Hlavní nádraží**“ metro station **OR...**
4. **Walk** to the „**Hlavní nádraží**“ metro station. (Hlavní nádraží means Main Railway station).

**Note:** When you buy your bus ticket (directly from the bus driver), you will also be able to use the same ticket on VZfiVZLHV

provider.  
3.

---



---

---

---

---

## PUBLIC TRANSPORT IN PARDUBICE

:

---

---


---

---

---

---







: **SOB** (Website in English, quick procedure)

**You will need:**

- » Passport/ID Card
- » Certificate of residence in the Czech Republic
- » Czech telephone number (not mandatory)

**You do not need a Czech residence permit in order to open an account**

**Note:** CSOB is one of the biggest Czech banks. There will be a CSOB ATM anywhere you go where you can use your card to withdraw money.

**Note:** Each bank has its own rules/policies. What can work or be accepted for one bank might be different or refused by another bank. It is better to go directly to the bank and work with them to open your account.

**The International Office of the University of Pardubice can accompany you to help you open your bank account.**

## CURRENCY EXCHANGE

The best place to change money in Pardubice is the Exchange Office in Sladkovského Street. Go to „**Sm nárna**“ (= Exchange office).

There is another exchange office in the Atrium shopping mall in the city centre.




# HEALTH INSURANCE

When you first arrive in the Czech Republic and are not yet registered for public health insurance (or not yet employed), you must have an alternate (travel) health insurance. This alternate (travel) health insurance should be either from a commercial insurance company or you must have the European Health Insurance Card EHIC (if you are a European citizen).

**Euraxess link:** <https://www.euraxess.cz/czech-republic/information-assistance/health-insurance>

## GENERAL INFORMATION FOR EMPLOYEES OF THE UNIVERSITY OF PARDUBICE (EU AND NON-EU CITIZENS)

In the Czech Republic, employees who have an „**employment contract**“ (i.e. employees) are employed (i.e. employees) by the University of Pardubice.



---

---

---


## GENERAL INFORMATION FOR STUDENTS FROM NON-EU COUNTRIES

You will be required to have an alternate (travel) health insurance, from a commercial insurance company.

For more info, see the **link to the Ministry of the Interior webpage:**

<https://www.mvcr.cz/docDetail.aspx?docid=21672761&doctype=ART>

„For a period of five years from the day when the amendment to the law concerning the residence of foreign nationals comes into force (i.e., **from August 2nd, 2021 to August 2nd, 2026**), travel medical insurance in the scope of comprehensive healthcare as required by the Act on the Residence of Foreign Nationals may be concluded exclusively with **Pojiš ovna VZP, a. s.**“



## PUBLIC EMERGENCY MEDICAL SERVICES: TREATMENT OF INJURIES FOR CHILDREN AND TEENAGERS

### : HOSPITAL OF PARDUBICE

Nemocnice Pardubického kraje, a.s.,  
Kyjevská 44, Pardubice  
**Building 27** (see the map)  
+420 466 012 888

**Opening hours:**

Mon to Fri: 3:30 pm – 7:00 pm  
Sat, Sun, bank holidays: 24 hours

A charge of 90 CZK must be paid at the automatic collection point in Building 27 (see the map) before the medical check. The receipt is presented to the staff at the appropriate medical ward.

## DENTAL EMERGENCY

### : HOSPITAL OF PARDUBICE

Nemocnice Pardubického kraje, a.s.,  
Kyjevská 44, Pardubice  
**Building 17** (see the map)  
+420 466 015 207

**Opening hours:**

Mon to Fri: 5:00 pm – 9:00 pm  
Sat, Sun, bank holidays: 8:00 am – 6:00 pm (Lunch break: 12:00 am – 1:00 pm)

A charge of 90 CZK must be paid at the automatic collection point in Building 13 (see the map) before the medical check. The receipt is presented to the staff at the appropriate medical ward.

## PHARMACY (EMERGENCY)

### : HOSPITAL OF PARDUBICE

Nemocnice Pardubického kraje, a.s.,  
Kyjevská 44, Pardubice  
**Building 13** (see the map)

**Opening hours:**

Mon to Fri: 5:00 pm – 10:00 pm  
Sat, Sun, bank holidays: 8:00 am – 10:00 pm (Lunch break: 12:00 am – 1:00 pm)

If you have a prescription and go to the pharmacy to collect your medicine during the emergency opening hours, there will be no extra fee.





## MAP OF THE HOSPITAL AND OF THE EMERGENCY MEDICAL SERVICES

**How to get to the hospital by bus from the University of Pardubice:**


**: First option:**


At the bus station „Univerzita“ (next to the Faculty of Economics and Administration), take **bus 30 or 16**. Get off the bus at the „Masarykovo Nám stí“ bus stop. Transfer here to **bus 12 or 2** and get off the bus at „Nemocnice“ bus stop.

**: Second option:**

Walk to the bus station „Polabiny, Kosmonaut “ and take **bus 2**. Get off the bus at the „Nemocnice“ bus stop.

**Note:** This bus goes directly to the Hospital.









## : PRONUNCIATION

Most guidebooks will give you some basic Czech vocabulary along with an English phonetic pronunciation. This can be helpful if you've got the book in front of you while attempting to communicate - if you plan on learning any amount of Czech, however, the first thing you'll want learn is the proper pronunciation. It's relatively simple - letters generally sound the same despite the words that contain them. There are some exceptions, but unlike English, they follow fairly strict rules, and there aren't many of them.

### Czech alphabet:

a, á, b, c, č, d, d', e, é, ě, f, g, h, ch, i, í, j, k, l, m, n, ň, o, ó, p, r, ř, s, š, t, t', ú, ů, v, y, ý, z, ž.

The letters q, w, and x typically exist only in foreign words.

**Vowels are short (unaccented) and long (accented), and can be simplified as follows: pronounce the accented vowels the same as the unaccented, just hold them twice as long.**

### Guide:

a: makes an 'ah' sound (as in 'bus')	u : makes an 'oo' sound (as in 'book')
e : makes an 'eh' sound (as in 'red')	y : is pronounced the same as i
i : makes an 'e' sound (as in 'bee')	ě : makes a 'ye' sound (as in the ye in 'yes')
o : makes an 'o' sound (as in 'hot')	

### The following consonants sound the same in Czech as they do in the English examples:

b (as in 'bed')	m (as in 'meat')
d (as in 'dog')	n (as in 'not')
f (as in 'film')	s (as in 'sad')
g (as in 'game')	v (as in 'van')
h (as in 'hot')	z (as in 'zone')
l (as in 'lit')	

Consonants k, p, and t are pretty much the same as in English, just softer - never with the 'aspiration' that they may have in English.

### The others:

c makes a 'ts' sound (as in the 'ts' in 'its')

č makes a 'ch' sound (as in 'cheese')

ch makes a 'huh' sound like in 'Loch' - with a bit more phlegm

j makes a 'y' sound (as in yes)

r is rolled, making a 'rrr' sound (same as the Spanish r)

ř is the rolled r combined with a ž to make a 'rzuh' sound

š makes a 'sh' sound (as in 'she')

ž makes a 'zhuh' sound (as in 'measure')

d', t', and ň are pronounced slightly different than their counterparts d, t, and n. They're softer, and sound somewhat like 'dyuh', 'tyuh', and 'nyuh'. When these three letters are followed by an ě or an i, they lose the hook but are pronounced the same.

**: BASIC VOCABULARY**

Once you've got the pronunciation down, it's time to move on to vocabulary. Here are some basic words and

---

---

---

**: BASIC VOCABULARY**

English	Czech	Phonetic
<b>3/Communication</b>		
Do you speak English?	Mluvíte anglicky?	Mloo-veeteh ahngleetskee
I don't speak Czech	Nemluvíم český	Neh-mloo-veem cheskee
I don't understand	Nerozumím	Neh-rozoo-meem
Excuse me; forgive me	Promiňte	Promeenyuh-teh
Thank you	Děkuji	Dyekooyee
Please; you're welcome	Prosím	Proseem
To your health (cheers)	Na zdraví	Nah zdrah-vee

**4/ Restaurant**

How much is it?	Kolik to stojí?	
Bill, please	Účet, prosím	Oocheht, proseem
Bon appetite	Dobrou chuť	Do-brooh khutye
Cheese	Sýr	Seer
Bread	Chléb	Khlehb
Beer	Pivo	Pee-vo
Wine	Víno	Vee-no
Water	Voda	Vo-dah

**5/ Other**

Where is the...?	Kde je...?	Gdeh ye
Restroom	Toaleta	Toh-ah-lehta
Restaurant	Restaurace	Rehs-tau-rahtseh
Shop	Obchod	Ob-khod
Street	Ulice	Oo-leetseh
Police	Policie	Poletsee-eh
Hospital	Nemocnice	Neh-mots-nitseh
Train Station	Nádraží	Nah-drazhyee
Airport	Letiště	Leh-teesh-tyeh
Help!	Pomoc!	Po-mots
Fire!	Hoří	Horzyuhee
Thief!	Zloděj	Zlo-dyeh
I want to speak Czech	Chci mluvit český	Kh-tsee mloo-veet cheskee

**: To go further...**

**Transportation**

Where is the bus station / bus stop?	Kde je autobusové nádraží / autobusová zastávka?
Where is the train station?	Kde je vlakové nádraží?
Where is the subway station?	Kde je stanice metra?
Where do I buy tickets? (for public transportation)	Kde je stanice metra?
Next stop: Náměstí Republiky	Přestupní stanice metra Náměstí Republiky

Přestupní stanice metra

## : To go further...

### Eating Out

What will you have?	Co si dáte?
I'll have...	Dám si...
I'll have a beer please.	Dám si jedno pivo prosím.
Check please!	Zaplatíme!

### Emergencies

Help!	Pomoc!
Fire!	Hoří!
Thief!	Zloděj!
Call an ambulance / a doctor!	Zavolejte sanitku / doktora!
Call the police!	Zavolejte policii!
Where is the police station?	Kde je policejní stanice?
I have lost my passport / bag.	Ztratil jsem pas / tašku.

### At the Doctor's Office

I'm not feeling well.	Není mi dobře.





## A VISA FOR A STAY OF OVER 90 DAYS FOR STUDY PURPOSES FOR CITIZENS FROM NON-EU COUNTRIES (= THIRD COUNTRY NATIONALS)

This visa is also called a Long-term visa.

**Target group:** PhD students from non-EU countries

PhD students apply for this visa at the Czech Embassy of their country, before their arrival in the Czech Republic.

### : Documents needed:

#### 1. Travel document

#### 2. Documentation of your enrolment at the University of Pardubice (from the study department, University of Pardubice)

#### 3. Proof of accommodation

If you want to be hosted at the dormitories of the University of Pardubice, you can ask **the International Office** to get this form.

**Note:** You will be charged 100 CZK to get this form.

#### If you have your own flat, you submit:

- » Rental agreement OR
- » A document called a „Potvrzení o zajištění ubytování“ (fyzická osoba) (= proof of accommodation).  
Download this form here: <https://www.mvcr.cz/mvcren/article/proof-of-accommodation.aspx>

**Note:** The proof of accommodation has to be the original document, written in Czech, with a certified signature (for more info about a certified signature, **go to the Heading** „How to get a certified signature“).

#### 4. Two passport photographs

#### 5. A document confirming the availability of funds for your stay in the Czech Republic\*

Means of demonstrating availability of funds:

- » A bank account statement
- » A valid internationally recognised payment card

Click here for more information:

<https://www.mvcr.cz/mvcren/article/proof-of-funds-for-the-purposes-of-a-long-term-visa.aspx>

#### 6. Application form

This form is called an „Application form for a visa for a stay for over 90 days or a long-term visa“.

Download it from here: <https://www.mvcr.cz/mvcren/article/third-country-nationals-application-requirements-application-forms.aspx?q=Y2hudW09Mg%3d%3d>

#### 7. Consular and visa fee

#### 8. Upon request, a document similar to an extract from the Police Register Record and/or a document proving the fulfilment of the conditions set out in the Ministry of Health's

„, ^, ^ • †• † ^ž €... (f†•)]2(• /T1\_1 1 Tf 10 0 0 10 221.197 272.154.4891[( )18(' 003' )251• €)25( ' )251• ( • 00





## Proof of medical insurance



---

---

---

---

---

## EXTENDING A LONG-TERM RESIDENCE PERMIT FOR STUDY PURPOSES FOR CITIZENS FROM NON-EU COUNTRIES (= THIRD COUNTRY NATIONAL)

**Target group:** PhD students from non-EU countries who are already in Pardubice and received an extension of their studies.

Apply for the extension at the Immigration Office of Pardubice (Pernerova 168, 530 02 Pardubice)

### : Documents needed:

1. **A travel document**
2. **A study confirmation form** (from the study department, University of Pardubice)
3. **Proof of your travel medical insurance**



## LONG-TERM RESIDENCE PERMIT FOR THE PURPOSE OF “SCIENTIFIC RESEARCH” FOR CITIZENS FROM NON-EU COUNTRIES (= THIRD COUNTRY NATIONALS)

**Target group:** Postdoctoral researchers from non-EU countries

Postdoctoral researchers apply for this permit at the Czech Embassy in their country, before their arrival in the Czech Republic.

### **: Documents needed:**

- 1. Travel document**
- 2. Two passport photographs**
- 3. Hosting Agreement** (an agreement issued by the HR Dpt, University of Pardubice to support the research project)  
»...







## EXTENDING A LONG-TERM RESIDENCE PERMIT FOR THE PURPOSE OF “SCIENTIFIC RESEARCH” FOR CITIZENS FROM NON-EU COUNTRIES (= THIRD COUNTRY NATIONAL)

**Target group:** Postdoctoral researchers from non-EU countries

Who are already in Pardubice and received an extension of their hosting agreement.

Apply at the Immigration Office of Pardubice (Pernerova 168, 530 02 Pardubice).

### : Documents needed:

#### 1. Travel document

#### 2. Hosting agreement (an agreement issued by the HR Dpt, University of Pardubice to support the research project)

» in Czech: Dohoda o hostování

#### 3. Written commitment by the University of Pardubice (this is issued by the HR Dpt, University of Pardubice along with the Hosting agreement)

» in Czech: Písemný závazek

#### 4. Permit fee in the form of stamps (= kolky): CZK 2 500. More info about fee stamps on page 42.

#### 5. Upon request, your health insurance card

#### 6. GREEN application form\*

\* Filled in **GREEN application form** (to be printed out in colours). It is called the “Application form for a longterm residency permit”.

Download this form here: <http://www.mvcr.cz/mvcren/article/third-country-nationals-application-requirements-application-forms.aspx>

**Main Instructions:** In the upper part, mark:

» > > > > > >

>

» > >

» > > > > > > > > > - meaning abroad from the Czech Republic,  
i.e. wherever you live now.

» > > > > > > > > > :

Univerzita Pardubice / tel: +420 466 036 508 / e-mail: be-in@upce.cz

**Note:** The Immigration Office (OAMP) of Pardubice may ask you to bring proof of accommodation as well.

The International Office can assist you in filling out the form and collecting the documents mentioned above. The office can help you to go through all of these procedures.

For more information, click here: \_\_\_\_\_



**You have to leave the Czech territory on the date you officially finish your job as postdoctoral researcher/scientist** (the date on the hosting agreement) if you do not have any other legal purpose to stay (e.g. a job offer). If you have a legal purpose to stay, you need to apply for another long-term residence permit at the Immigration Office.

If you leave before the date mentioned on your hosting agreement, the HR department has the obligation to inform the Immigration Office as well.

Once you are back in your country of residence, you must return your biometric card. You can send it to **the International Office of the University of Pardubice**; they will return it directly to the Immigration Office.



**For more information, click here:** <https://www.mvcr.cz/mvcren/article/third-country-nationals-long-term-residence.aspx?q=Y2hudW09MTI%3d>



[Redacted text block]

[Redacted text block]

[Redacted text block]

[Redacted text block]

[Redacted text block]

» > > :

Libuše Cermanová, Univerzita Pardubice / tel: +420 466 036 508 / e-mail: be-in@upce.cz

**10. Travel health insurance** (basic medical insurance) – your family member(s) will need to submit this proof later on, as soon as he/she goes to the Embassy for the second time to collect their entry visa. We recommend buying this insurance for the whole period of their stay. You can buy it online. You must also submit a document once you have paid the insurance premium. As of August 2nd, 2021 the Law Concerning the Residence of Foreign Nationals specifies a duty for foreign nationals entering the territory and who will be on it for more than 90 days to conclude travel medical insurance in the scope of

---




---



---

---



- 
- : To obtain a residence permit or an extension of a long-term residence in the Czech Republic, you are generally required to submit an application 120 days before the end of an existing permit for long-term residence or long-term visa's validity. At the latest, this application must be submitted on the last day of validity of the visa or residence permit.
  - : Documents must not be older than 180 days, except for travel documents and marriage/birth certificates. Photographs must accurately represent your appearance.
  - : All the documents have to be submitted in the Czech language or to be translated into Czech by a certified/sworn translator.
  - : Some foreign public documents must be endorsed with a higher verification, such as an Apostille or Superlegalisation. Detailed information is available here: <http://www.mvcr.cz/mvcren/article/third-country-nationals-application-requirements-verification-of-foreign-public-documents.aspx>

If you do not have any other legal purpose to stay (e.g. a job offer), you and your family have to leave the Czech territory on the date **you officially finish your employment as postdoctoral researcher/scientist or your studies as PhD student**. If you have a legal purpose to stay, you must apply at the Immigration office for another long-term residence permit.

**Since you will be an employee working as a postdoctoral researcher/scientist**, the Human Resources Department of the University of Pardubice will inform the Labor Office about the end date of your contract according to the Act No. 435/2004 Sb.

If you leave before the date mentioned on your hosting agreement, the HR department is obliged to inform the Immigration Office about your departure.

As a postdoctoral researcher/scientist or a PhD student, you must return your biometric card when you return to your country of residence. You can send it to **the International Office of the University of Pardubice**; they will return it directly to the Immigration Office.



**For more information, click here:** <https://www.mvcr.cz/mvcren/article/third-country-nationals-long-term-residence.aspx?q=Y2hudW09Nw%3d%3d>



## EMPLOYEE CARD FOR THIRD COUNTRY NATIONALS

For more info go to: <http://www.mvcr.cz/mvcren/article/employee-card-682810.aspx>



The application for an employee card is filed personally at the Embassy of the Czech Republic. You are only able to file this application at the Embassy of the Czech Republic in your home country, in the country that issued your travel document or in the country where you have long-term or permanent residence.







# GENERAL INFORMATION ABOUT THE APPLICATION



## HOW TO CHECK ON THE STATE OF PROCESSING YOUR APPLICATION AT THE IMMIGRATION OFFICE

When you submit your application at the Immigration Office, ask for your application number (číslo žádosti.)

**Note:** Most of the time someone from **the International Office of the University of Pardubice will accompany you to submit the application and ask for this application number.**






Once you have the application number, click on the following link. You can check the status of your application: <https://frs.gov.cz/en/ioff/application-status>

You will see the words „In Process“ or „Approved“ when you fill in the information and select „verify“. After your application has been approved, you are obliged to make the next appointment at the Immigration Office to take your biometric data (fingerprints + photo).

You can set up the appointment:

- by calling the information line of the Immigration Office +420 974 801 8010
- or personally at the Immigration Office, as approved by the Immigration Office to make the next appointment (akceptace)

**within 30 working days of the change.** This change must be reported if the change in the place of residence is expected to last longer than 180 days.





filling it out. The office can assist you through all of these procedures.

To report this change, you will have to bring the filled form, as well as:

- » the new travel document/passport
- » a residence card, if it has been issued as a separate document
- » 2 passport photographs (for EU citizens)

**Note:** If a foreign national is prevented from reporting a change within the legally required period due to reasons outside of his/her control, he/she must report the change within 3 working days of these reasons ending. The foreign national must prove these reasons that prevented them from reporting the change.

If the change is not reported within the legally required period and there is no obstacle that is outside of the foreign national's control, the delay in reporting a change will be judged as a violation and a FINE can be imposed.







The Czech tax system is a standard system similar to that of other European countries. Roughly, half of Czech taxation is in the form of **direct taxes**, based on individuals' income and pensions, and the other half is in the form of **indirect taxes**, charged in the price of goods and services.

## INCOME TAX

- : **A. Income tax is automatically deducted from your salary every month** (approximately 15% of your salary).
- : **B. As such, you do not have to fill out a tax return.** It is mandatory only if you have more than 1 employer or if you run your own business.
- : **C. What you should know and do if you are an employee at the University of Pardubice?**

**1. First option:** If you are single and do not support a partner or children and are not paying off a mortgage/pension and you work full-time only for the University of Pardubice during 12 months of a year (from the 1 January to the 31 December), the HR Department of the University of Pardubice will complete and file the tax return („Daňové přiznání“) and take care of everything.

**2. Second option:** If you **do not work** for the University of Pardubice for the whole calendar year **OR** you support a partner or children **OR** have another job **OR** are paying a mortgage/pension, **you can but do not have to** fill out your tax return on your own.

**You should fill out this tax return if you think that you are eligible for a tax refund. It is worth doing if:**

- » you are single and you do/did not work for the University of Pardubice for all 12 months within one calendar year (e.g. from 1 Sept to Aug 31); OR
- » the University of Pardubice is your only full-time employer and you support a partner or children or you pay a mortgage/pension.



**You should hire a tax consultant.**

### **If you decide to fill out a tax return:**

- 1. First option:** The International Office of the University of Pardubice can help you collect the required documents and recommend a private accountant to you (accountant to be paid by you).
- 2. Second option:** Ask a Czech friend and then follow these basic instructions:







**C. Once you pass all the exams**

The Municipal Office („Městský úřad“) in Pardubice will issue a DL upon an application

**Náměstí Republiky 12, Pardubice**

**Block B on the map**

<https://www.pardubickykraj.cz/kontakty>

**Documents needed:**

- » A document (from your [www.pardubickykraj.cz/kontakty](https://www.pardubickykraj.cz/kontakty))
















## 6. ALTERNATIVE/VEGETARIAN RESTAURANTS

If you like or are interested in alternative restaurants, which offer vegetarian and/or local food options, we recommend the following restaurants:

### : NEAR THE CAMPUS



#### Café Robinson

Mladých 325, Pardubice

+420 734 253 876

[vit.cejka@pdz.cz](mailto:vit.cejka@pdz.cz)

cafe.robinson





## 2. ALTERNATIVE / BIO SHOPS

### Náš Grunt

Smilova 412, Pardubice

+420 702 281 242

pardubice@nasgrunt.cz

<http://www.nasgrunt.cz/prodejna-135-6-pardubice.html?kamZpet=%2F6-nase-prodejny.html>

You can buy local, bio and farmhouse ingredients and products here.

### Naturálek

třída Míru 68, Pardubice

+420 736 211 533

[objednavky@naturalek.cz](mailto:objednavky@naturalek.cz)

[www.naturalek.cz](http://www.naturalek.cz)

As a newcomer to Pardubice, you probably don't know how long you will stay here and what life is like in the Czech Republic (e.g. weather conditions, style of living...). This makes shopping for furniture and clothes difficult. However, Pardubice has many second-hand shopping options.

## 3. ALTERNATIVE/SECOND-HAND CLOTHES SHOPS

### Textil House

Palackého tř. 1931, 530 02 Pardubice I

### Profi second hand

Palackého 1931 (in front of Atrium Palác) Pardubice

+420 733 381 209

<http://www.profi-sh.cz/pardubice/>

### La Róba

Palackého třída 1929, Pardubice

+420 608 652 002

<https://www.facebook.com/secondhandpardubice/>

Click here to discover other second-hand shops in Pardubice: [https://www.pardubickeobchody.cz/index.php?pag=18&slovo=&slovo1=All&slovo2=&slovo6=Secondhand&slovo3=All&akce=najit\\_rozsir](https://www.pardubickeobchody.cz/index.php?pag=18&slovo=&slovo1=All&slovo2=&slovo6=Secondhand&slovo3=All&akce=najit_rozsir)

AUKRO is a famous Czech web page. You can buy and sell second-hand and new clothes and furniture:

<http://aukro.cz/>

## 4. ALTERNATIVE/SECOND HAND FURNITURE SHOPS

### Bazar u Buldoka

Na Staré poště 2794, Pardubice

+420 604 508 398

bazarubuldoka@seznam.cz

<http://www.firmy.cz/detail/2349668-bazar-u-buldoka-pardubice-zelene-predmesti.html>





---

---

---

---

---

---



- » Insurance discounts, sports facilities, restaurants, cafes, access to cultural events, passes at ski resorts, and many more.

Click here to find out all the offers and discounts in the CR: <https://www.isic.cz/en/cards/alive-card/>

## **: HOW TO ORDER/EXTEND an " ALIVE UPCE CARD"...**

### **If you are a part-time student**

- » **To order** / renew your „Alive UPa Card“, go to the Student Intranet or click: <http://studenti.upce.cz/en>, click the „ALIVE Card“ in the left menu, then select „ORDER/RENEW ALIE STUDENT“ and follow instructions.
- »

**Note:** The validity of the ALIVE card if issued by a school is the same as the KČR card. The validity of the ALIVE card is 1 year from the date of issue.







**: Faculty of Health Studies**

University of Pardubice

**Faculty of Health Studies**

Průmyslová 395, 530 03 Pardubice

+420 466 670 507

+420 466 670 550

dekanat.fzs@upce.cz

**: Faculty of Restoration**

University of Pardubice

**Faculty of Restoration**

Jiráskova 3, 570 01 Litomyšl

+420 466 036 594

+420 466 036 590 (switchboard operator)

+420 461 612 565

dekanat.fr@upce.cz

**: Faculty of Electrical Engineering and Informatics**

University of Pardubice

---

---

---

---

---

---





**BE  
IN**